


2014 Nissan Serena 20X S-HV ADVANCED SAFETY




FINANCE THIS CAR FROM

\$64.66 PER WEEK*

* Finance calculation based on a 60 month term, 10% deposit and with an average annual fixed interest rate of 13.95%. Actual interest rate may be higher or lower. Includes an establishment fee of \$495.00. Full terms and conditions apply. See us at 538 Moorhouse Avenue, Waltham, Christchurch. For an offer of finance, terms, conditions and lending criteria apply.



Purchase Price


\$12,450

Includes GST
Excludes on-road costs of \$395

Indicative repayments

\$64.66 per week*

Based on a 60 month term & 10% deposit.
Total repayments (260) = **\$18,096.38**



Gain peace of mind with Mechanical Breakdown Insurance. **Ask us how.**



an ASSURANT company

Top features

- » ABS Braking
- » Air Bag - Dual front
- » Air Conditioning
- » Chain Drive Motor
- » Child seat anchor poin...
- » Cruise Control
- » Electric Mirrors
- » Electronic stability c...
- » Rear Wiper
- » Reverse Camera
- » Stereo

Body Style
5 door, People Mover

Odometer
88,266 km

Engine
2000 cc

Fuel Type
Hybrid


Transmission
AT, Front Wheel

Wheels
-

VIN
-

Interior
Black

Safety



Based on 2023 VSRR rating

Reg No.
-

Ext Colour
DIAMONDBLACK

History
-

Seats
8 seats, Cloth

CO2 Emissions
-

Energy Economy
☆☆☆☆☆☆


Annual fuel cost not available

Energy Consumption unknown.

Stock ID: 1643103



HVS Electric Christchurch | Phone 0800 487 2424 | Email sales@hvsmotors.com
538 Moorhouse Avenue, Waltham, Christchurch 8011, New Zealand
www.hvsmotors.co.nz



4.53 | 3124 reviews

* HVS Electric Christchurch is not a lender nor a financial adviser. Any amounts displayed should not be seen as an offer of finance or taken as financial advice. The interest rate, fees and loan term used in this calculation may not actually represent those available from lenders. Actual interest rates, fees and loan terms will vary per lender and are typically based on an assessment of your credit risk and responsible lending criteria. Any repayment amounts displayed are indicative only and have been calculated using several other indicative inputs. The interest rate used in this calculation is an arbitrary 13.95%, however exact interest rates vary per lender. The term of the loan used in this calculation is 60 months. Exact terms available vary per lender although options typically include 6, 12, 18, 24, 36, 48 and 60 months. This calculation also includes a typical mandatory fee charged by lenders. This is a one-off establishment fee of \$495.00. Typically, this fee can be paid upfront or, as in this calculation, be capitalised over the contract term, ie. included in the loan amount. This fee can vary per lender and other non-mandatory fees and charges may also apply. The total amount of repayments has been calculated by multiplying 260 weekly repayments (based on a 60 month term) by the weekly repayment amount of \$64.66 which equals \$18,096.38. This calculator does not consider any of your own personal circumstances and we strongly suggest you seek budgeting advice prior to committing to any loan contract. Responsible lending criteria and lender terms and conditions will likely apply to any finalised loan contract. Proof of security and/or vehicle insurance may also be required before proceeding.