

2010 Mitsubishi Delica D:5 4wd ROADEST G




FINANCE THIS CAR FROM

\$81.56 PER WEEK*

*Finance calculation based on a 60 month term, 10% deposit and with an average annual fixed interest rate of 13.95%. Actual interest rate may be higher or lower. Includes an establishment fee of \$495.00. (60 month total interest payable of \$22,839.18. Estimate only, see an offer of finance. Terms, conditions and lending criteria apply.

Purchase Price


\$15,950

Includes GST
Excludes on-road costs of \$395

Indicative repayments

\$81.56 per week*

Based on a 60 month term & 10% deposit.
Total repayments (260) = **\$22,839.18**




Gain peace of mind with Mechanical Breakdown Insurance. **Ask us how.**



an ASSURANT company

Top features

- » ABS Braking
- » Air Bag - Dual front
- » Air Conditioning
- » Alloy Wheels
- » Chain Drive Motor
- » Child seat anchor poin...
- » Cruise Control
- » Electric Mirrors
- » Electronic stability c...
- » Fog Lights
- » Rear Wiper
- » Reverse Camera
- » Stereo


Body Style	5 door, People Mover
Odometer	121,717 km
Engine	2400 cc
Fuel Type	Petrol
Transmission	AT, 4WD
Wheels	-
VIN	-
Interior	Black, Cloth
Safety	

Reg No.	-
Ext Colour	Black
History	-
Seats	7 seats, Cloth
CO2 Emissions	-
Energy Economy	☆☆☆☆☆☆
Annual fuel cost not available	Annual fuel cost not available
Energy Consumption unknown.	
Stock ID:	1642645

Based on 2023 VSRR rating



HVS Timaru | Phone 0800 487 668 | Email sales@hvsmotors.com
1 Hobbs St, Timaru 7910, New Zealand
www.hvsmotors.co.nz



4.57 | 1544 reviews

*HVS Timaru is not a lender nor a financial adviser. Any amounts displayed should not be seen as an offer of finance or taken as financial advice. The interest rate, fees and loan term used in this calculation may not actually represent those available from lenders. Actual interest rates, fees and loan terms will vary per lender and are typically based on an assessment of your credit risk and responsible lending criteria. Any repayment amounts displayed are indicative only and have been calculated using several other indicative inputs. The interest rate used in this calculation is an arbitrary 13.95%, however exact interest rates vary per lender. The term of the loan used in this calculation is 60 months. Exact terms available vary per lender although options typically include 6, 12, 18, 24, 36, 48 and 60 months. This calculation also includes a typical mandatory fee charged by lenders. This is a one-off establishment fee of \$495.00. Typically, this fee can be paid upfront or, as in this calculation, be capitalised over the contract term, ie. included in the loan amount. This fee can vary per lender and other non-mandatory fees and charges may also apply. The total amount of repayments has been calculated by multiplying 260 weekly repayments (based on a 60 month term) by the weekly repayment amount of \$81.56 which equals \$22,839.18. This calculator does not consider any of your own personal circumstances and we strongly suggest you seek budgeting advice prior to committing to any loan contract. Responsible lending criteria and lender terms and conditions will likely apply to any finalised loan contract. Proof of security and/or vehicle insurance may also be required before proceeding.