


2012 Honda Fit Shuttle Hybrid Premium




FINANCE THIS CAR FROM

\$50.18 PER WEEK*

*Finance calculation based on a 60 month term, 10% deposit and with an average annual fixed interest rate of 13.95%. Actual interest rate may be higher or lower. Includes an establishment fee of \$495.00. (All terms and conditions apply to \$14,031.12. Estimate only, see an offer of finance. Terms, conditions and lending criteria apply.)

Purchase Price


\$9,450

Includes GST
Excludes on-road costs of \$395

Indicative repayments

\$50.18 per week*

Based on a 60 month term & 10% deposit.
Total repayments (260) = **\$14,031.12**



Gain peace of mind with
Mechanical Breakdown
Insurance. **Ask us how.**



an ASSURANT company

Top features

- » ABS Braking
- » Air Bag - Dual front
- » Air Conditioning
- » Alloy Wheels
- » Chain Drive Motor
- » Cruise Control
- » Electric Mirrors
- » Electronic stability c...
- » Rear Wiper
- » Reverse Camera
- » Spoiler
- » Stereo


Body Style	5 door, Station Wagon
Odometer	70,000 km
Engine	1300 cc
Fuel Type	Hybrid
Transmission	AT, Front Wheel
Wheels	-
VIN	-
Interior	Black and Brown
Safety	-

Reg No.	-
Ext Colour	Silver
History	-
Seats	5 seats, Half Leather
CO2 Emissions	-
Energy Economy	-

Stock ID: 1644332



HVS Timaru | Phone 0800 487 668 | Email sales@hvsmotors.com
13 High Street, Parkside, Timaru 7910, New Zealand
www.hvsmotors.co.nz



4.57 | 1601 reviews

*HVS Timaru is not a lender nor a financial adviser. Any amounts displayed should not be seen as an offer of finance or taken as financial advice. The interest rate, fees and loan term used in this calculation may not actually represent those available from lenders. Actual interest rates, fees and loan terms will vary per lender and are typically based on an assessment of your credit risk and responsible lending criteria. Any repayment amounts displayed are indicative only and have been calculated using several other indicative inputs. The interest rate used in this calculation is an arbitrary 13.95%, however exact interest rates vary per lender. The term of the loan used in this calculation is 60 month. Exact terms available vary per lender although options typically include 6, 12, 18, 24, 36, 48 and 60 months. This calculation also includes a typical mandatory fee charged by lenders. This is a one-off establishment fee of \$495.00. Typically, this fee can be paid upfront or, as in this calculation, be capitalised over the contract term, ie. included in the loan amount. This fee can vary per lender and other non-mandatory fees and charges may also apply. The total amount of repayments has been calculated by multiplying 260 weekly repayments (based on a 60 month term) by the weekly repayment amount of \$50.18 which equals \$14,031.12. This calculator does not consider any of your own personal circumstances and we strongly suggest you seek budgeting advice prior to committing to any loan contract. Responsible lending criteria and lender terms and conditions will likely apply to any finalised loan contract. Proof of security and/or vehicle insurance may also be required before proceeding.