

2013 Subaru Exiga 2.5i EYESIGHT 4WD




Purchase Price **\$9,950**

Includes GST
Excludes on-road costs of \$395

Indicative repayments

\$52.59 per week*

Based on a 60 month term & 10% deposit.
Total repayments (260) = **\$14,708.66**



Gain peace of mind with **Mechanical Breakdown Insurance. Ask us how.**



an ASSURANT company

Top features

- » ABS Braking
- » Air Bag - Dual front
- » Air Conditioning
- » Alloy Wheels
- » Chain Drive Motor
- » Child seat anchor poin...
- » Cruise Control
- » Electric Mirrors
- » Electronic stability c...
- » Fog Lights
- » Rear Wiper
- » Reverse Camera
- » Spoiler
- » Stereo

Body Style
5 door, Station Wagon

Odometer
86,000 km

Engine
2500 cc

Fuel Type
Petrol


Transmission
AT, 4WD

Wheels
-

VIN
7AT0GF1RX24008274

Interior
Black, Half Leather

Safety



Based on 2023 UCSR rating for 09-14 models

Reg No.
-

Ext Colour
Grey

History
-

Seats
7 seats, Half Leather

CO2 Emissions
★★★★☆
195 grams/km


Energy Economy
★★☆☆☆☆
Annual fuel cost of \$3,290
8.4L per 100km

Cost per year is an estimate based on petrol price of \$2.80 per litre and an average distance of 14000 km. Emissions and Energy Economy figures standardised to 3P WLTP.

Stock ID: 1643271



HVS Timaru | Phone 0800 487 668 | Email sales@hvsmotors.com
13 High Street, Parkside, Timaru 7910, New Zealand
www.hvsmotors.co.nz



* HVS Timaru is not a lender nor a financial adviser. Any amounts displayed should not be seen as an offer of finance or taken as financial advice. The interest rate, fees and loan term used in this calculation may not actually represent those available from lenders. Actual interest rates, fees and loan terms will vary per lender and are typically based on an assessment of your credit risk and responsible lending criteria. Any repayment amounts displayed are indicative only and have been calculated using several other indicative inputs. The interest rate used in this calculation is an arbitrary 13.95%, however exact interest rates vary per lender. The term of the loan used in this calculation is 60 months. Exact terms available vary per lender although options typically include 6, 12, 18, 24, 36, 48 and 60 months. This calculation also includes a typical mandatory fee charged by lenders. This is a one-off establishment fee of \$495.00. Typically, this fee can be paid upfront or, as in this calculation, be capitalised over the contract term, ie. included in the loan amount. This fee can vary per lender and other non-mandatory fees and charges may also apply. The total amount of repayments has been calculated by multiplying 260 weekly repayments (based on a 60 month term) by the weekly repayment amount of \$52.59 which equals \$14,708.66. This calculator does not consider any of your own personal circumstances and we strongly suggest you seek budgeting advice prior to committing to any loan contract. Responsible lending criteria and lender terms and conditions will likely apply to any finalised loan contract. Proof of security and/or vehicle insurance may also be required before proceeding.